

If you seek the best architectural and most economic adaptable and reusable exhibition structures, you need partners who are comprehensive thinkers and competent advisors.

Reusable, adaptable walls for exhibitions

Features

kub2 exhibition walls are **durable, reusable, and easy to assemble and handle**. Reusability and **quick setup** of wall components help **conserve resources and save costs**.

Wall materials are **lightweight** and yet **very stable**. **Components are interchangeable**, permitting **various configurations**. Free-standing walls can be laid out as movie theatres, shutters/blinds, etc.

kub2 walls come in **various dimensions** and can be **adapted as needed in the future**. The **surfaces of the walls** (untreated/primed HDF or HPL) are available in both B2 and B1 materials classes.

Design

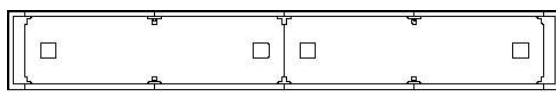
Only a few connectors are needed to **easily and quickly assemble** the **lightweight and stable panels** into wall elements. The dual HDF layers of these panels can **bear heavy loads**, while a honeycomb interior structure **minimizes their weight**. The panels are enclosed in an MDF and lightweight wooden frame with connector slots for fast and easy assembly.

Wall types

kub2 exhibition walls come in various styles with **respective advantages**.

<i>Type</i>	<i>Design</i>	<i>Thickness</i>	<i>Advantages</i>
Free-standing	Clamshell	400 - 1,200 mm 1' 8" - 4' 0"	Self-supporting, movable
Slim	Clamshell	120 - 400 mm 4" - 1' 8"	Small footprint, also set up as a free-standing wall in various thicknesses
Slim	Single	40 - 98 mm 1.57" - 3.8"	Possible to assemble as a blind/shutter, small footprint
Hanging	Single	40 - 98 mm 1.57" - 3.8"	Suspended wall, optionally movable on ceiling rails
Hanging	Clamshell	80 - 300 mm 4" - 11"	Suspended wall, optionally movable on ceiling rails, or set up as a free-standing wall in various thicknesses


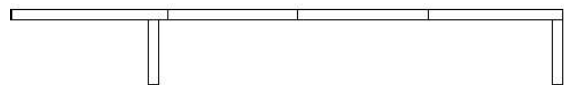
If you seek the best architectural and most economic adaptable and reusable exhibition structures, you need partners who are comprehensive thinkers and competent advisors.



Free-standing, clamshell



Slim, single



Slim, clamshell



Hanging, clamshell

Variety of layouts

The **layout** of kub2 walls is **adaptable** to the exhibit. Wall sizes are easy to change by connecting them with each other or to other existing structures.

Wall components are interchangeable and thus permit a host of layout configurations - like ceiling-high walls, suspended shutters/blinds, and walls with doorways or showcases. **Safety, audio-visual, or lighting equipment** is easily integrated, as needed. Optional service doors on the frontend provide **ready access to the wall's interior**.

Assembly

The design of kub2 components and **simple connectors** facilitates **rapid assembly** of these exhibition walls. They require no substructure: the panels are assembled by merely interconnecting them. The **lack of any screws** on the visible sides helps **conserve materials and simplifies assembly**.

Only a few tools like a ratchet wrench, rubber hammer, and cordless screwdriver are needed to assemble/ disassemble the walls – and the process is almost dust-free. **Leveling feet** allow quick compensation for uneven floors.

Transportation and storage

Free-standing walls with **built-in casters** or an external roller system, or walls suspended on rails, are repositioned easily.

Once disassembled into handy parts, kub2 walls take up **minimal storage volume**. Wall elements are stored in kub2 transport boxes, on pallets, or inside the **walk-in areas of kub2 exhibition walls**.